




E04



Habits Studio, 2006


EN Indoor wall, ceiling and suspension fixtures. With essential elegance and outstanding performance, these lamps now come with new optical fittings and LED light sources, in a range of colors that interpret the latest trends in interior decorating with personality and nonchalance. The extruded aluminium cylinders are enhanced by satin-finish coating in the colors brass, alu, white and black.

IT Apparecchi per interni a parete, soffitto e sospensione. Essenziali e altamente performanti, vengono riproposti con nuove ottiche e sorgenti LED e con una gamma di colori che si accordano con personalità e naturalezza alle nuove tendenze per la decorazione degli interni. I corpi in estruso di alluminio sono verniciati in finiture satinare ottone, alu, bianco e nero.

DE Die Serie der Innenleuchten umfasst Wand-, Decken- und Pendelleuchten mit essentiell Design und hoher Performance. Sie sind jetzt mit neuer Optik, LED-Leuchtmitteln und Farbtemperaturen angeboten, die sich auf charaktervolle, natürliche Art den neuen Trends der Innenarchitektur anpassen. Die Aluminium-Leuchtenkörper sind matt lackiert in den Farben Messing, Alu, Weiß und Schwarz.


FR Appliques murales, plafonniers et suspensions d'intérieur. Essentiels et hautement performants, ils sont repropoés avec de nouvelles optiques et sources LED, ainsi qu'avec une gamme de couleurs qui se marient avec personnalité et naturel aux nouvelles tendances de la décoration d'intérieur. Les corps en aluminium extrudé sont peints dans des finitions satinées laiton, aluminium, blanc et noir.

ES Aparatos para interiores de pared, techo y suspensión. Esenciales y de gran rendimiento, se vuelven a proponer con nuevas ópticas y fuentes LED y con una gama de colores que armonizan con personalidad y naturalidad con las nuevas tendencias para la decoración de interiores. Los cuerpos de extruido de aluminio se barnizan con acabados satinados latón, aluminio, blanco y negro.



MOD. E04

LUCEPLAN 2021/22



MOD. E04

LUCEPLAN 2021/22



E04

E04 ceiling

E04200

dimnable
push dim/DALI
or phase cut (only for
GU10 light source)
weight 0,85 kg

E04220

dimnable
push dim/DALI
or phase cut (only for
G53 light source)
weight 2,30 kg

E04200



E04220



Light source

E04200

LED module COB 12W 2700K (beam 45° or 60°) CRI 90

LED module dim to warm 13W 3000K → 1800K (beam 30° or 42°) CRI 97

LED GU10 dimmable

E04220

LED module COB 19W 2700K (beam 45° or 56°) CRI 90


LED module dim to warm 20W 3000K → 1800K (beam 32° or 46°) CRI 97

LED G53 dimmable

Materials

Aluminium extrusion cylindrical body

Structure finishes



E04

E04 wall

E04240

independent on/off
dimmable
push dim/DALI
or phase cut (only for
GU10 light source)
weight 2,00 kg

E04250

independent on/off
dimmable
push dim/DALI
or phase cut (only for
G53 light source)
weight 4,00 kg

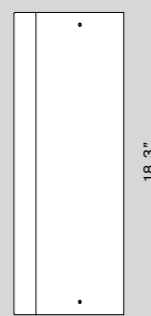
E04240

4.2"
10,8 cm



E04250

6.6"
16,8 cm



Light source

E04240

LED module COB 12W 2700K (beam 45° or 60°) CRI 90
LED module dim to warm 13W 3000K → 1800K (beam 30° or 42°) CRI 97
LED GU10 dimmable


E04250

LED module COB 19W 2700K (beam 45° or 56°) CRI 90
LED module dim to warm 20W 3000K → 1800K (beam 32° or 46°) CRI 97
LED G53 dimmable

Materials

Aluminium extrusion cylindrical body

Structure finishes



Insulation class



E04

E04 suspension

E04270

dimmable
push dim/DALI
or phase cut (only for
GU10 light source)
weight 0,95 kg

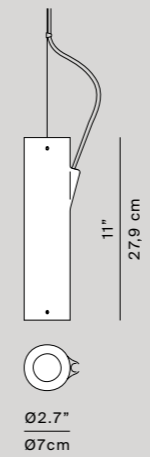
E04280

dimmable
push dim/DALI
or phase cut (only for
GU10 light source)
weight 2,00 kg

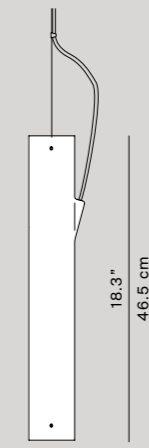
E04290

dimmable
push dim/DALI
or phase cut (only for
G53 light source)
weight 2,30 kg

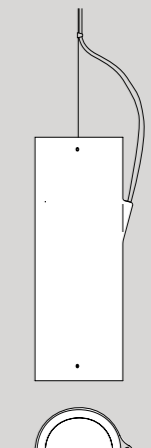
E04270



E04280



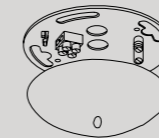
E04290



Accessory

EA1096

ceiling rose Ø 12 x 3 cm



Light source

E04270/ E04280

LED module COB 12W 2700K (beam 45° or 60°) CRI 90
LED module dim to warm 13W 3000K → 1800K (beam 30° or 42°) CRI 97
LED GU10 dimmable

E04290

LED module COB 19W 2700K (beam 45° or 56°) CRI 90
LED module dim to warm 20W 3000K → 1800K (beam 32° or 46°) CRI 97
LED G53 dimmable

Materials

Aluminium extrusion cylindrical body

Structure finishes

