

MESH Ø 31.5"

Design Francisco Gomez Paz

**LUCE
PLAN**

Type:	Suspension
Light source:	LED 50W 2700K ON/OFF & Phase cut Dimming
Product use:	Indoor
Materials:	Structure in steel, lenses in polycarbonate
Colors:	Black
Description:	The particular structure permits exceptional freedom in the control of luminance: it is possible to govern the intensity of the light.

Marking: 

Structure

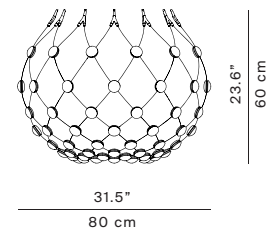
D86NPI 1D860N800001 black

Canopies

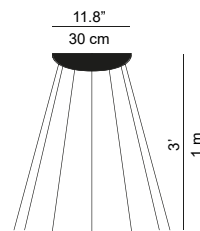
D86/T1/8 1D860/T18501 dimmable phase cut, 3'
D86/T5/8 1D860/T58501 dimmable phase cut, 16'



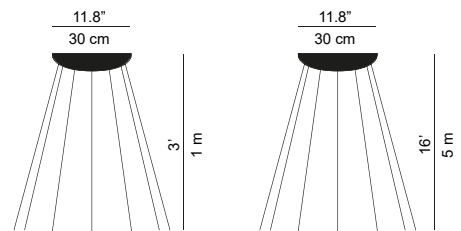
D86NPI



D86/T1/8



D86/T5/8



Dimmer list for: D86NPI + D86/T1/8 or D86/T5/8

Legrand Adorne ADWR700MMTUW2
Leviton Incandescent 1C3005
Leviton SureSlide 6613-PLI
Leviton Vizia VPM06-1LZ
Lutron Ariadni AYLV-600P
Lutron Caseta PD-6ANS
Lutron Caseta PD-10NXD
Lutron Diva DV-600P
Lutron Diva DVLV-600P
Lutron Maestro MA-1000
Lutron Maestro MA-600

Lutron Nova N-1000
Lutron Nova N-600
Lutron Nova NTLV-600
Lutron Rotary D-600
Lutron RaidoRA2 RRD-6ND
Lutron SkyLark CTCL-153PD
Lutron SkyLark S-600
Lutron SkyLark SLV-600P
Lutron Toggler TGCL-153PH
Lutron Vareo V-600



NOTE: The final shape of the luminaire may vary according to the length of the suspension cables.