


QUEEN TITANIA

design Alberto Meda / Paolo Rizzatto

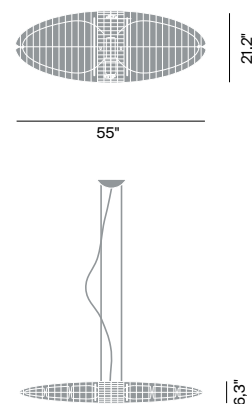
**LUCE
PLAN**

- Type: Suspension
- Light source : 2x250W T-10 halogen/frosted shielded med. base
- Product use: Indoor
- Materials: Steel bearing structure, aluminium lamellar shell
- Colors: Structure in alu
Filters in pink, light blue, yellow and violette
- Description: With its doubled size and scale, it is designed to enlighten large spaces. A pair of interchangeable filters colour the body of the fitting, without interfering with the emission of white light.
- Certifications: 
- Reference code: Structure
1D170QHAL520
- Filters
- | | |
|--------------|------------|
| 1D170Q/01024 | pink |
| 1D170Q/01023 | light blue |
| 1D170Q/01027 | yellow |
| 1D170Q/01036 | violette |

- Accessories
- | | | |
|---------|--------------|-----|
| D17Q/02 | 1D170Q/02020 | alu |
|---------|--------------|-----|

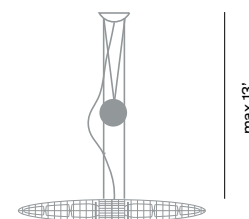


D17 Q



weight 6.6 lb - canopy ø 5.5" h. 1.18"

D17 Q/02
up and down kit



weight 4.4 lb

