

Luceplan

Product Collections


E04
Habits Studio



MOD. E04



E04



Habits Studio, 2006

EN Indoor wall, ceiling and suspension fixtures. With essential elegance and outstanding performance, these lamps now come with new optical fittings and LED light sources, in a range of colors that interpret the latest trends in interior decorating with personality and nonchalance. The extruded aluminium cylinders are enhanced by satin-finish coating in the colors brass, alu, white and black.

IT Apparecchi per interni a parete, soffitto e sospensione. Essenziali e altamente performanti, vengono riproposti con nuove ottiche e sorgenti LED e con una gamma di colori che si accordano con personalità e naturalezza alle nuove tendenze per la decorazione degli interni. I corpi in estruso di alluminio sono verniciati in finiture satiniate ottone, alu, bianco e nero.

DE Die Serie der Innenleuchten umfasst Wand-, Decken- und Pendelleuchten mit essentiellen Design und hoher Performance. Sie sind jetzt mit neuer Optik, LED-Leuchtmitteln und Farbtemperaturen angeboten, die sich auf charaktervolle, natürliche Art den neuen Trends der Innenarchitektur anpassen. Die Aluminium-Leuchtenkörper sind matt lackiert in den Farben Messing, Alu, Weiß und Schwarz.

FR Appliques murales, plafonniers et suspensions d'intérieur. Essentiels et hautement performants, ils sont reproposés avec de nouvelles optiques et sources LED, ainsi qu'avec une gamme de couleurs qui se marient avec personnalité et naturel aux nouvelles tendances de la décoration d'intérieur. Les corps en aluminium extrudé sont peints dans des finitions satinées laiton, aluminium, blanc et noir.

ES Aparatos para interiores de pared, techo y suspensión. Esenciales y de gran rendimiento, se vuelven a proponer con nuevas ópticas y fuentes LED y con una gama de colores que armonizan con personalidad y naturalidad con las nuevas tendencias para la decoración de interiores. Los cuerpos de extruido de aluminio se barnizan con acabados satinados latón, aluminio, blanco y negro.

MOD. E04





MOD. E04

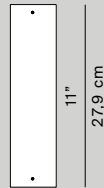
MOD. E04



E04200
 dimmable
 push dim/DALI
 or phase cut (only for
 GU10 light source)
 weight 0,85 kg

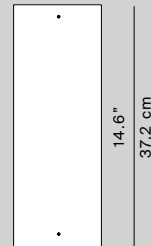
E04220
 dimmable
 push dim/DALI
 or phase cut (only for
 G53 light source)
 weight 2,30 kg

E04200



Ø2.75"
 Ø7 cm

E04220



Ø5.3"
 Ø13,4 cm

Light source

E04200

LED module COB 12W 2700K (beam 45° or 60°) CRI 90
 LED module dim to warm 13W 3000K → 1800K (beam 30° or 42°) CRI 97
 LED GU10 dimmable

E04220

LED module COB 19W 2700K (beam 45° or 56°) CRI 90
 LED module dim to warm 20W 3000K → 1800K (beam 32° or 46°) CRI 97
 LED G53 dimmable


Materials

Aluminium extrusion cylindrical body


Structure finishes



Matt white



Matt black

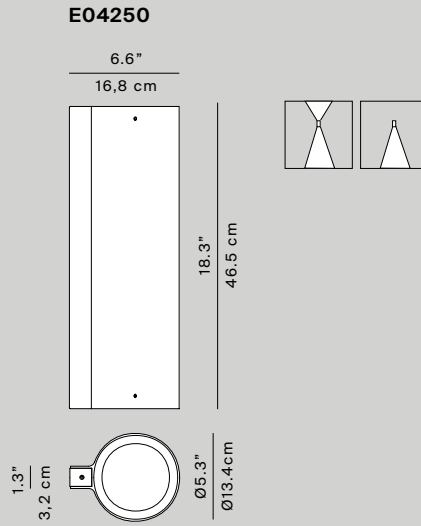


Matt brass









TECHNICAL DATA

E04250
 independent on/off
 dimmable
 push dim/DALI
 or phase cut (only for
 G53 light source)
 weight 4,00 kg



MOD. E04

EEL

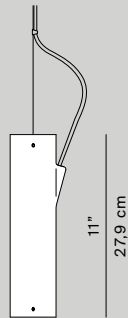
Light source	E04250	LED module COB 19W 2700K (beam 45° or 56°) CRI 90 LED module dim to warm 20W 3000K → 1800K (beam 32° or 46°) CRI 97 LED G53 dimmable
Materials	Aluminium extrusion cylindrical body	
Structure finishes	 Matt white  Matt black  Matt brass	
Insulation class	  	

E04270
 dimmable
 push dim/DALI
 or phase cut (only for
 GU10 light source)
 weight 0,95 kg

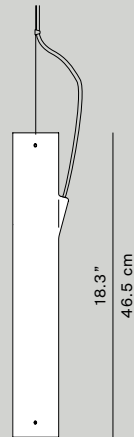
E04280
 dimmable
 push dim/DALI
 or phase cut (only for
 GU10 light source)
 weight 2,00 kg

E04290
 dimmable
 push dim/DALI
 or phase cut (only for
 G53 light source)
 weight 2,30 kg

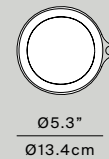
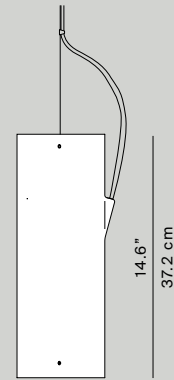
E04270



E04280



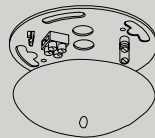
E04290



TECHNICAL DATA

Accessory

EA1096
 ceiling rose Ø 12 x 3 cm



MOD. E04

Light source

E04270/ E04280

LED module COB 12W 2700K (beam 45° or 60°) CRI 90
 LED module dim to warm 13W 3000K → 1800K (beam 30° or 42°) CRI 97
 LED GU10 dimmable

E04290

LED module COB 19W 2700K (beam 45° or 56°) CRI 90
 LED module dim to warm 20W 3000K → 1800K (beam 32° or 46°) CRI 97
 LED G53 dimmable

Materials

Aluminium extrusion cylindrical body

Structure finishes



Luceplan.com